

Item 5-1

# **Statistical Data of the UMAP Student Exchange Programs\***



**UMAP International Secretariat  
c/o Toyo University**

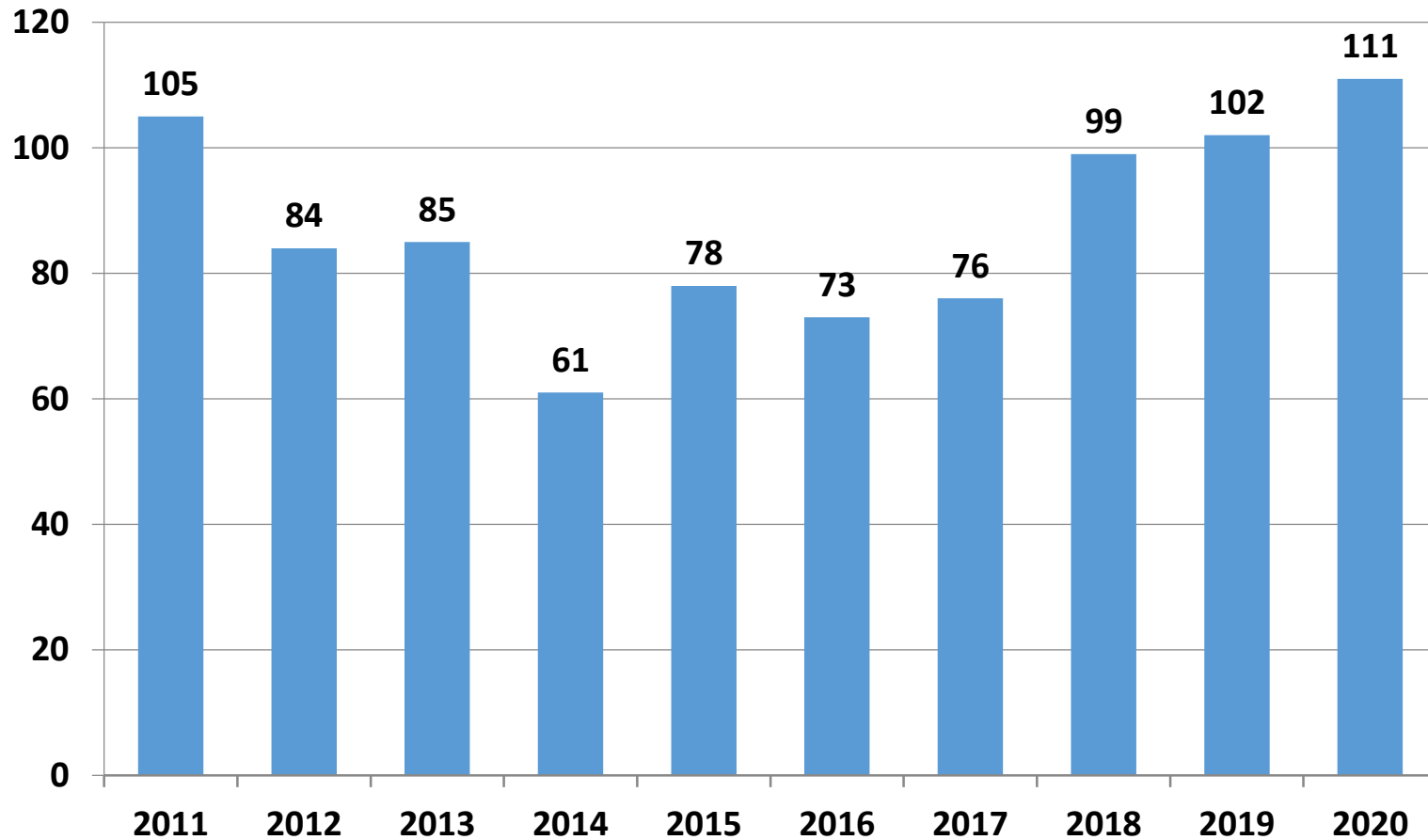
\* As of October 31 2020

UMAP

University Mobility in Asia and the Pacific

# Program A&B

# Number of Participating Institutions\* (2011-2020)



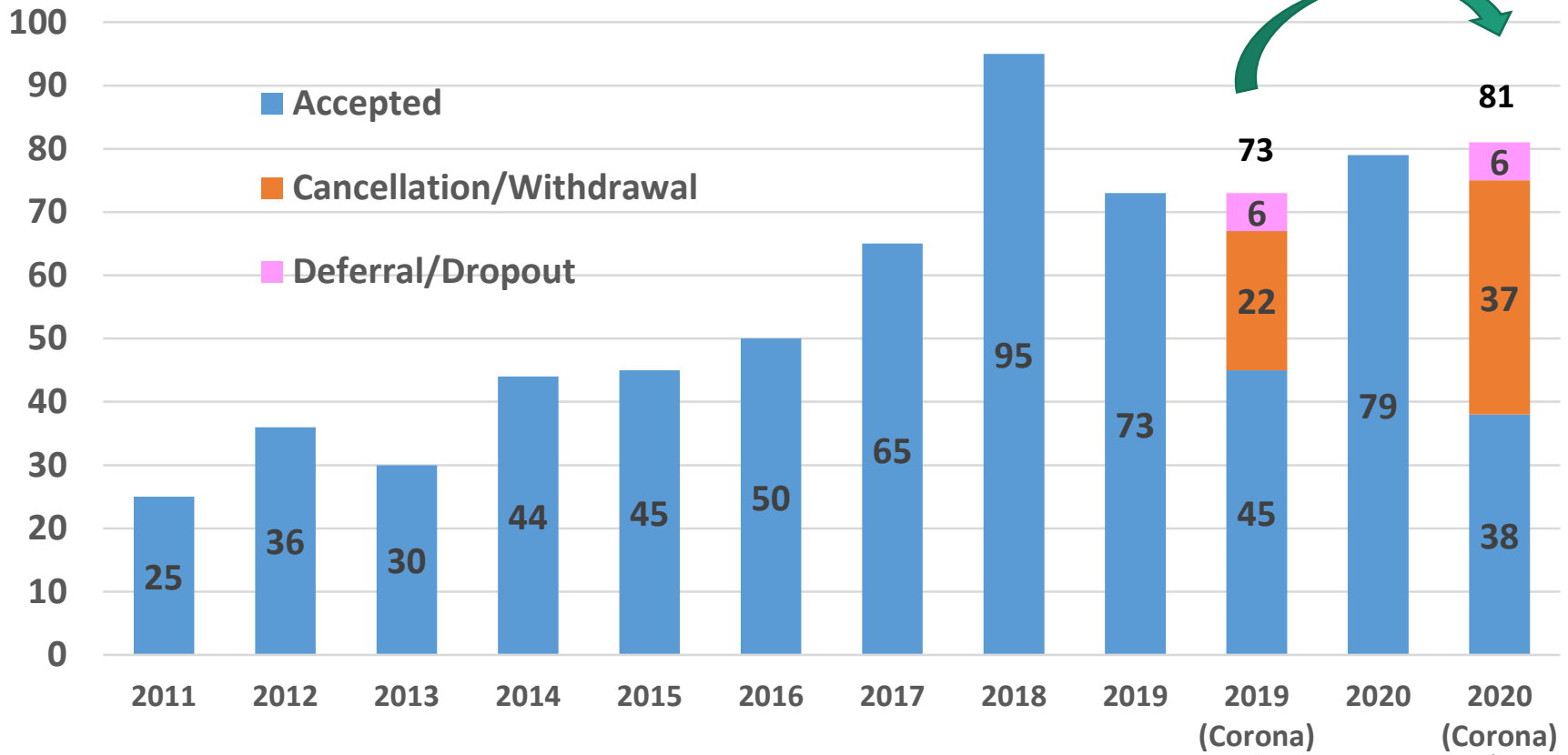
**\* Participating Institutions :**

Institutions that registered their program information on USCO System with the intention to accept exchange students.

# Number of Participating Institutions by country/territory (2011-2020)

Country/Territory	2011	2012	2013	2014	2015	2016	2017	2018	2019	2020	Total
Bangladesh	0	0	0	0	0	0	0	1	0	0	1
Brunei	1	0	1	0	1	1	1	1	1	1	8
Canada	0	0	0	0	0	0	0	2	5	9	16
Chile	0	0	0	0	0	0	0	0	5	8	13
China	0	0	0	0	0	0	0	2	2	2	6
Fiji	0	0	0	0	0	1	0	0	0	0	1
Indonesia	0	0	0	0	0	0	0	0	1	2	3
Japan	2	3	3	4	6	7	12	15	17	16	85
Kazakhstan	0	0	0	0	0	0	1	0	1	0	2
Korea	4	0	1	7	5	7	5	5	7	7	48
Kyrgyz	0	0	0	0	0	0	0	0	2	1	3
Macau	0	0	0	0	0	0	0	0	0	1	1
Malaysia	0	2	1	1	1	2	3	2	2	2	16
Mexico	18	10	5	2	2	11	8	12	13	11	92
Mongolia	1	0	0	0	0	1	0	0	0	0	2
Philippines	30	11	7	6	8	9	11	13	9	11	115
Taiwan	25	34	40	22	43	17	19	27	25	27	279
Thailand	24	23	26	19	12	14	15	16	10	9	168
Vietnam	0	1	1	0	0	3	1	3	2	4	15
<b>Total</b>	<b>105</b>	<b>84</b>	<b>85</b>	<b>61</b>	<b>78</b>	<b>73</b>	<b>76</b>	<b>99</b>	<b>102</b>	<b>111</b>	<b>874</b>

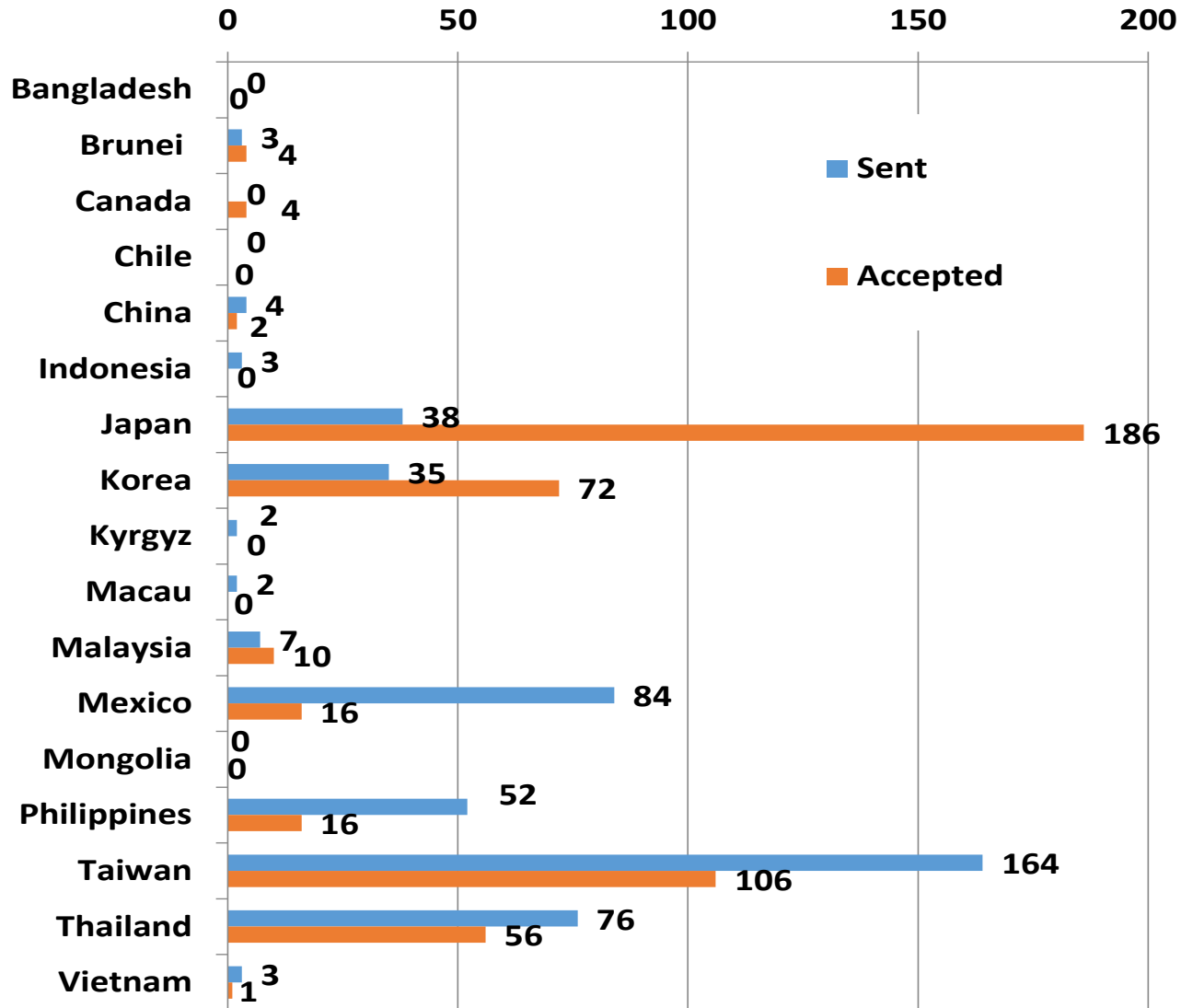
# Number of Exchange Students (2011-2020)



43 students (out of 79) cancelled, withdrawn or postponed their study abroad program in 2020

Effect of COVID-19

# Number of students exchanged by country/territory (2011-2020)



# Number of students sent by country/territory (2011-2020)

Country/Territory	2011	2012	2013	2014	2015	2016	2017	2018	2019	2020	Total
Bangladesh	0	0	0	0	0	0	0	0	0	0	0
Brunei	0	0	0	0	0	1	2	0	0	0	3
Canada	0	0	0	0	0	0	0	0	0	0	0
Chile	0	0	0	0	0	0	0	0	0	0	0
China	0	0	0	0	0	0	0	4	0	0	4
Indonesia	0	0	0	0	0	0	0	0	0	3	3
Japan	0	0	0	2	1	4	7	10	12	2	38
Korea	2	0	0	9	4	3	4	9	4	0	35
Kyrgyz	0	0	0	0	0	0	0	0	0	2	2
Macau	0	0	0	0	0	0	0	0	0	2	2
Malaysia	0	0	0	0	0	0	6	1	0	0	7
Mexico	12	7	9	6	5	10	10	18	1	6	84
Mongolia	0	0	0	0	0	0	0	0	0	0	0
Philippines	4	0	0	5	5	8	5	8	14	3	52
Taiwan	0	18	14	11	26	15	19	31	12	18	164
Thailand	7	11	7	11	4	8	11	13	2	2	76
Vietnam	0	0	0	0	0	1	1	1	0	0	3
<b>Total</b>	<b>25</b>	<b>36</b>	<b>30</b>	<b>44</b>	<b>45</b>	<b>50</b>	<b>65</b>	<b>95</b>	<b>45</b>	<b>38</b>	<b>473</b>

Taiwan, Mexico and Thailand are active senders

# Number of students accepted by country/territory (2011-2020)

Country/Territory	2011	2012	2013	2014	2015	2016	2017	2018	2019	2020	Total
Bangladesh	0	0	0	0	0	0	0	0	0	0	0
Brunei	0	2	0	0	1	0	1	0	0	0	4
Canada	0	0	0	0	0	0	0	0	3	1	4
Chile	0	0	0	0	0	0	0	0	0	0	0
China	0	0	0	0	0	0	0	1	0	1	2
Indonesia	0	0	0	0	0	0	0	0	0	0	0
Japan	6	12	11	10	15	19	25	45	18	25	186
Korea	2	0	3	9	12	7	7	18	7	7	72
Kyrgyz	0	0	0	0	0	0	0	0	0	0	0
Macau	0	0	0	0	0	0	0	0	0	0	0
Malaysia	0	3	0	1	0	2	2	2	0	0	10
Mexico	3	5	0	0	0	1	4	2	1	0	16
Mongolia	0	0	0	0	0	0	0	0	0	0	0
Philippines	3	3	1	2	0	1	2	1	2	1	16
Taiwan	5	10	9	15	12	11	15	17	9	3	106
Thailand	6	1	6	7	5	9	8	9	5	0	56
Vietnam	0	0	0	0	0	0	1	0	0	0	1
<b>Total</b>	<b>25</b>	<b>36</b>	<b>30</b>	<b>44</b>	<b>45</b>	<b>50</b>	<b>65</b>	<b>95</b>	<b>45</b>	<b>38</b>	<b>473</b>

Japan, Taiwan, Korea, and Thailand are active receivers.



UMAP

University Mobility in Asia and the Pacific

# Program C

# Number of Participating Institutions and Programs

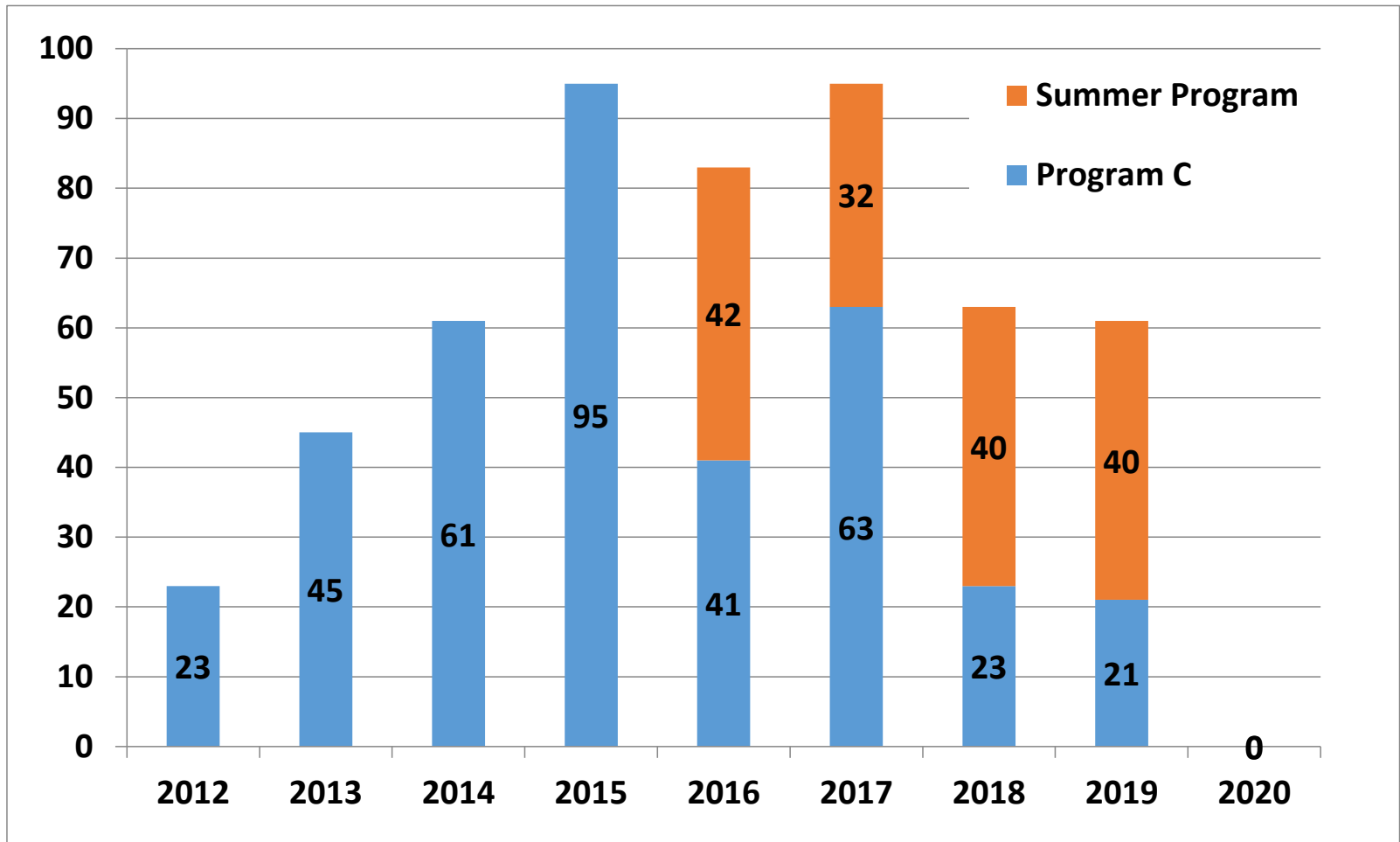
Number of Participating Institutions

Countries/ Territories	2016	2017	2018	2019	2020
Brunei	0	1	1	1	1
Canada	0	0	0	3	3
Chile	0	0	0	0	2
China	0	0	0	2	1
Indonesia	0	0	0	0	1
Japan	2	1	5	2	2
Korea	5	3	2	3	2
Kyrgyz	0	0	0	1	1
Malaysia	2	3	3	1	4
Mexico	1	2	3	2	2
Philippines	5	5	5	5	4
Taiwan	9	5	7	5	5
Thailand	5	8	5	3	2
Vietnam	0	0	1	0	1
<b>Total</b>	<b>29</b>	<b>28</b>	<b>32</b>	<b>28</b>	<b>31</b>

Number of Programs offered by Participating Institutions

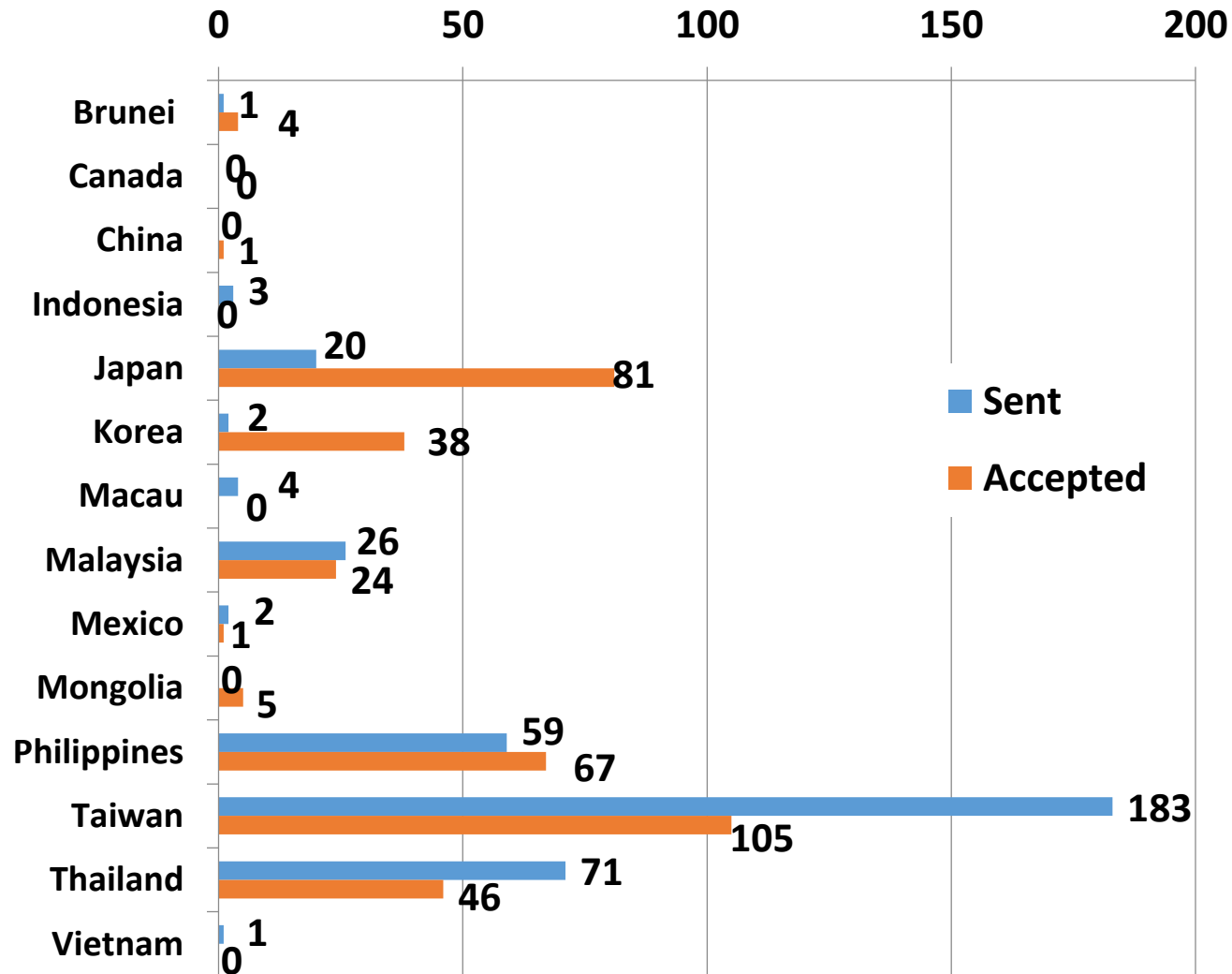
Countries/ Territories	2016	2017	2018	2019	2020
Brunei	0	2	2	1	1
Canada	0	0	0	5	3
Chile	0	0	0	0	3
China	0	0	0	4	1
Indonesia	0	0	0	0	1
Japan	2	2	15	5	2
Korea	8	4	2	3	2
Kyrgyz	0	0	0	1	1
Malaysia	3	5	10	3	17
Mexico	3	8	12	6	3
Philippines	7	14	14	8	5
Taiwan	11	6	9	12	12
Thailand	6	9	9	3	2
Vietnam	0	0	3	0	3
<b>Total</b>	<b>40</b>	<b>50</b>	<b>76</b>	<b>51</b>	<b>56</b>

# Number of Exchange Students (2012-2020)



**Zero student in 2020 due to the COVID-19**

# Number of students exchanged by country/territory (2012-2020)



# Number of students sent by country/territory (2012-2020)

Country/Territory	2012	2013	2014	2015	2016	2017	2018	2019	2020	Total
Brunei	0	0	0	0	0	0	1	0	0	1
Canada	0	0	0	0	0	0	0	0	0	0
China	0	0	0	0	0	0	0	0	0	0
Indonesia	0	0	1	2	0	0	0	0	0	3
Japan	0	0	0	0	0	15	3	2	0	20
Korea	0	0	0	0	0	0	0	2	0	2
Macau	1	3	0	0	0	0	0	0	0	4
Malaysia	0	0	0	4	6	8	6	2	0	26
Mexico	1	0	0	0	0	0	1	0	0	2
Mongolia	0	0	0	0	0	0	0	0	0	0
Philippines	0	8	11	6	7	13	2	12	0	59
Taiwan	18	28	41	60	17	9	8	2	0	183
Thailand	3	6	8	23	10	18	2	1	0	71
Vietnam	0	0	0	0	1	0	0	0	0	1
<b>Total</b>	<b>23</b>	<b>45</b>	<b>61</b>	<b>95</b>	<b>41</b>	<b>63</b>	<b>23</b>	<b>21</b>	<b>0</b>	<b>372</b>

Taiwan, Thailand and Philippines are active senders

# Number of students accepted by country/territory (2012-2020)

Country/Territory	2012	2013	2014	2015	2016	2017	2018	2019	2020	Total
Brunei	0	0	0	0	0	3	1	0	0	4
Canada	0	0	0	0	0	0	0	0	0	0
China	0	0	0	0	0	0	0	1	0	1
Indonesia	0	0	0	0	0	0	0	0	0	0
Japan	11	10	8	19	18	8	7	0	0	81
Korea	0	0	10	12	3	3	4	6	0	38
Macau	0	0	0	0	0	0	0	0	0	0
Malaysia	0	9	7	0	2	5	1	0	0	24
Mexico	0	0	0	0	1	0	0	0	0	1
Mongolia	1	3	1	0	0	0	0	0	0	5
Philippines	10	8	15	23	0	9	2	0	0	67
Taiwan	1	5	8	35	12	28	8	8	0	105
Thailand	0	10	12	6	5	7	0	6	0	46
Vietnam	0	0	0	0	0	0	0	0	0	0
<b>Total</b>	<b>23</b>	<b>45</b>	<b>61</b>	<b>95</b>	<b>41</b>	<b>63</b>	<b>23</b>	<b>21</b>	<b>0</b>	<b>372</b>

Taiwan, Japan, Philippines and Thailand are active receivers.

The logo consists of four large, bold, sans-serif letters: 'U' in blue, 'M' in green, 'A' in pink, and 'P' in orange. Each letter is a solid color and has a consistent, modern font style.

**University Mobility in Asia and the Pacific**