

## **Guideline for SIT Tech Camp**

### **AY2018 Summer at Shibaura Institute of Technology**



## Index

<b>1. Program Outline</b>	<b>2</b>
<b>2. Contents</b>	<b>2</b>
<b>3. Requirements</b>	<b>2</b>
<b>4. Program Information</b>	<b>2</b>
<b>5. Screening process</b>	<b>3</b>
<b>6. How to make a payment of program fee</b>	<b>3</b>
<b>7. Cancel Policy</b>	<b>3</b>
<b>8. Campus information</b>	<b>3</b>
<b>9. Step to apply</b>	<b>4</b>
<b>10. Deadline</b>	<b>5</b>
<b>11. VISA procedure</b>	<b>5</b>
<b>12. Arrival- from airport to your accommodation</b>	<b>6</b>
<b>13. Access from your accommodation to SIT</b>	<b>6</b>

## 1. Program Outline

SIT offers about Two-week short programs in various field of study from several department of Engineering and Science such as “Robotics”, “Information Technology(Computer Science)”, “Engineering Ethics” , conducted by SIT professors. Through participating in one of these programs, you are able to touch and learn some of Japanese cutting-edge and well-developed technologies that has been created and accumulated by SIT faculty members.

## 2. Contents

The programs consist of special lectures on specific field and doing experiments inside SIT campus, or visiting other institutions and scientific facilities, and Japanese cultural experiences. At the end, you make a final presentation and the certificates are provided as a token of completion.

## 3. Requirements

The applicant must :

- be an undergraduate or graduate/postgraduate student of a university.
- have good English skills in order to take English taught courses.
- be physically and mentally healthy.
- comply with the Japanese export control legal framework..

(<http://www.meti.go.jp/policy/anpo/securityexportcontrol1.html>)

\*Please see each brochure and follow the more detailed requirement of each program.

## 4. Program Information

#	Title	Prof.	Schedule	Campus	Price(JPY)	Accommodation
1	Network application development on PC, mobile phone, and embedded systems	Prof. Miyoshi	July 31 to Aug 7	Omiya	50,000	Not Provided
2	Line tracing by 6-legged robot	Prof. Matsuhira	July 31 to Aug 7	Toyosu	110,000	Provided (Off-Campus)
3	Engineering Ethics	Prof. Tachibana	June 18 to June 29	Toyosu	50,000	Not Provided

## 5. Screening Process

There may be a screening process for this program after the application in case we receive more applicants than program quota. Then, SIT will provide a letter of acceptance to you. Please acknowledge that there is a possibility that you may not be accepted because of the program quota

## 6. How to make a payment of program fee

After the screening, SIT provides letters of acceptances with invoices for program fees. For this payment, SIT would request home universities to collect students' fees and send them to SIT via wire transfer by each deadline.

## 7. Cancel Policy

Cancellation fee occurs 3 weeks before each program beginning date.

At least, 100% of the accommodation fee will be charged In case of cancellation,

As a general, there will be no refund once payment is complete.

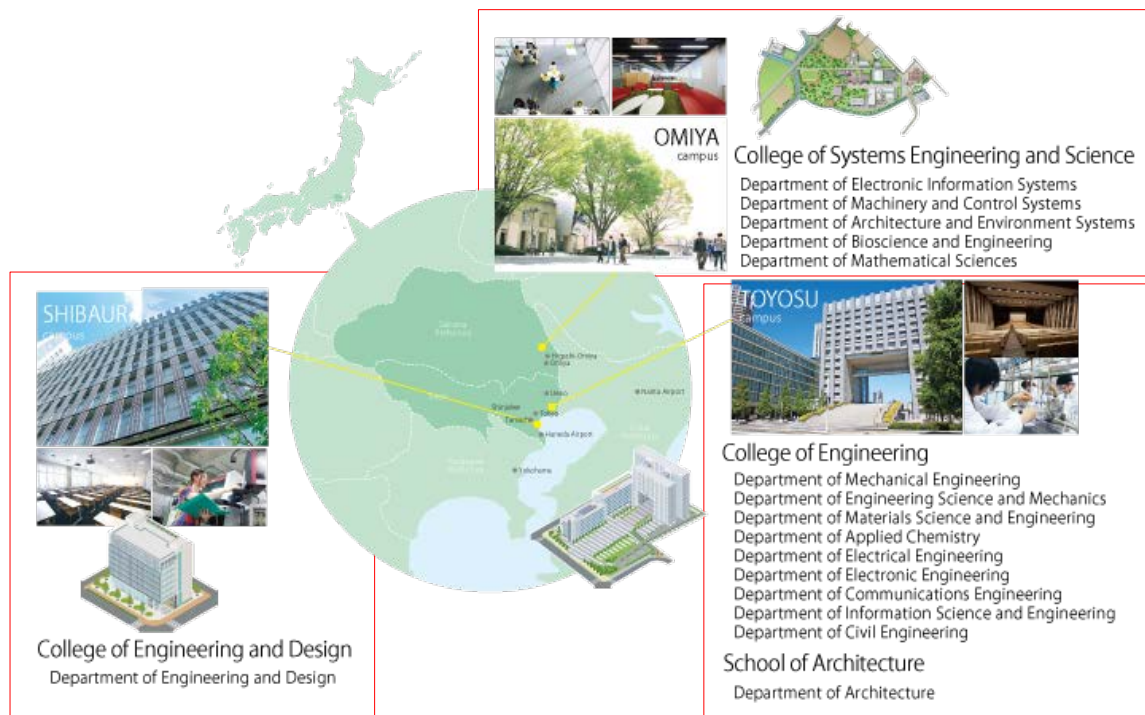
## 8. Campus information

SIT has 3 campuses, Toyosu, Shibaura and Omiya campus. Each campus has different colleges and a school as following picture shows. The programs will be held in one of these campuses.

[Toyosu campus \(Tokyo\)](#): College of Engineering and School of Architecture

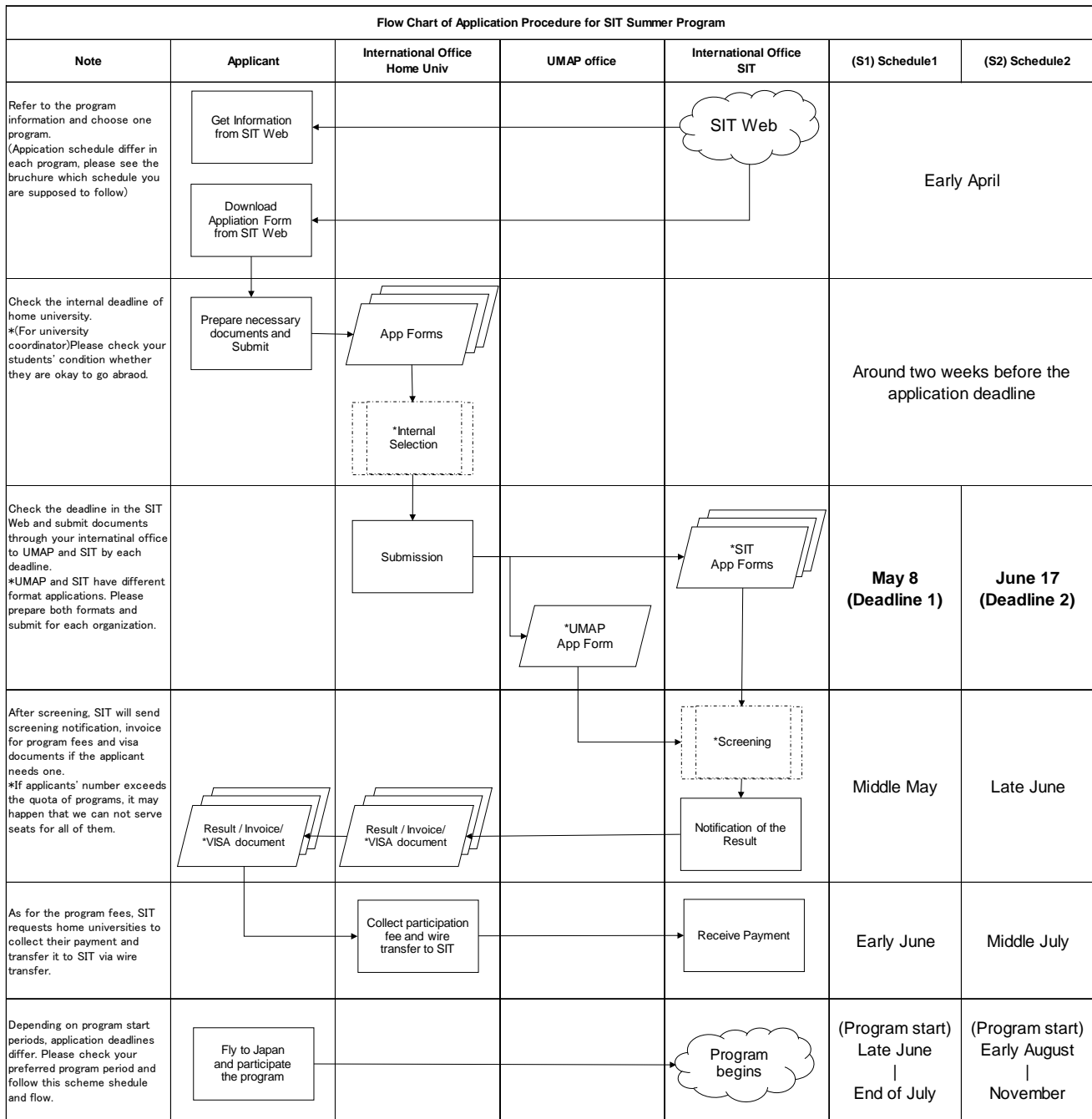
[Shibaura campus \(Tokyo\)](#): College of Engineering and Design

[Omiya campus \(Saitama\)](#): College of Systems Engineering and Science



## 9. Step to apply

Refer the following procedure to apply.



## 10. Deadline

There are two deadlines for the applications. The first one is for the programs beginning from late June to end of July and the second one is for the programs beginning from early August to November.

[First Deadline] : May 8 (Programs starting from late June to end of July)

[Second Deadline] : June 17 (Programs starting from early August to November)

Whether you are supposed to meet the first deadline or the second deadline differs in each program, therefore, please read each brochure carefully and find out which deadline you should meet.

After applying to UMAP office and SIT, we will provide you with the letter of acceptance.

## 11. VISA Process

### Short-Term Stay visa (need Invitation letter from SIT)

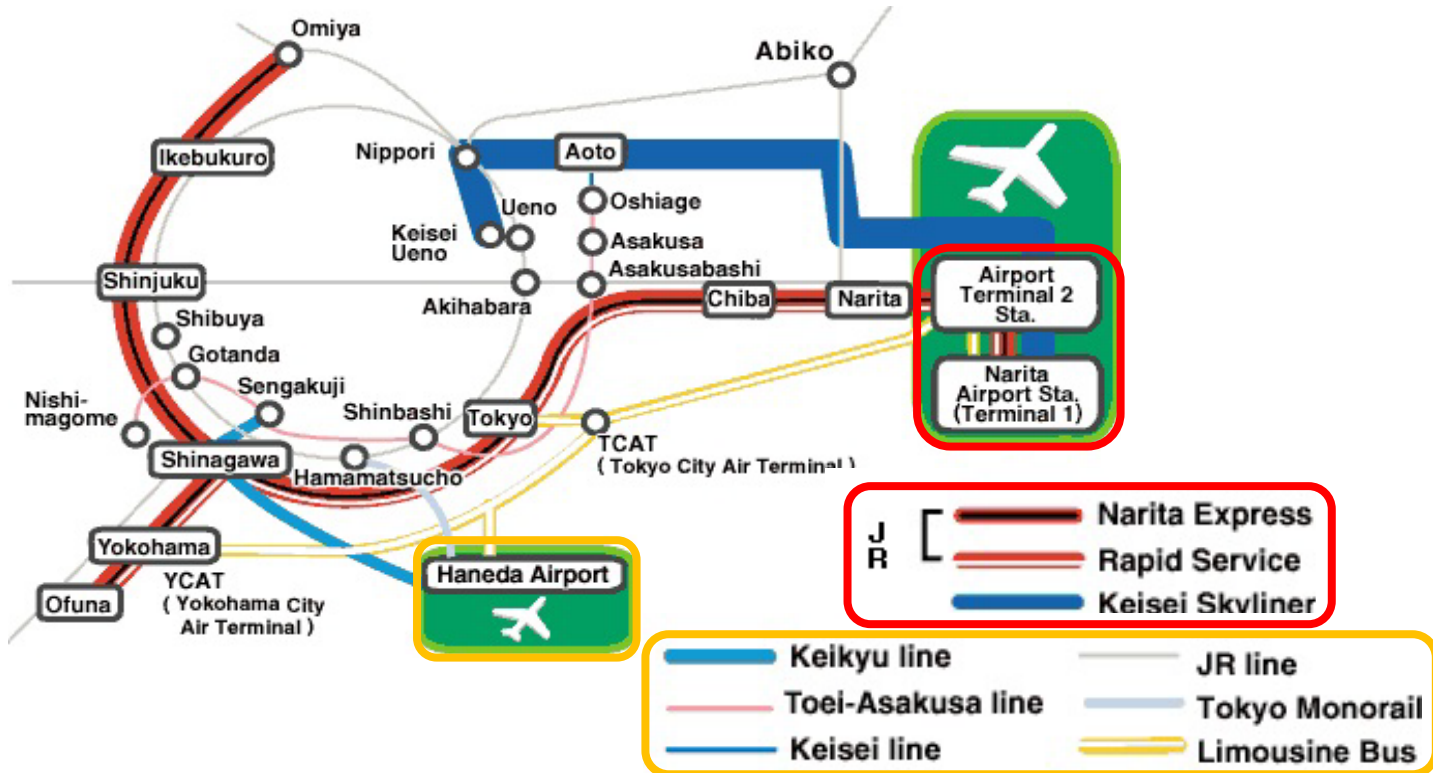
Applicants from some of certain countries such as China, Russia, Philippines, etc. will be required to obtain short-term stay visa even if their staying period is less than 90 days. In order to get this visa, they must have an invitation letter from SIT. With the letter, applicants must go to a local Japanese embassy or consulate to apply for the visa. To know whether you are subject or not, please refer to [a list of visa exemption countries](#) in a [website](#) of ministry of foreign affairs of Japan. If your nationality is not in the list, you must proceed this process. Please check it whether you need to apply for this VISA or not.

Note: Thailand and Brunei are exemption counties however, their exempted period is not 90 days, only 15 days. If you are from one of those and will stay longer than 15 days and less than 90 days, please note that you will need to apply for the VISA.



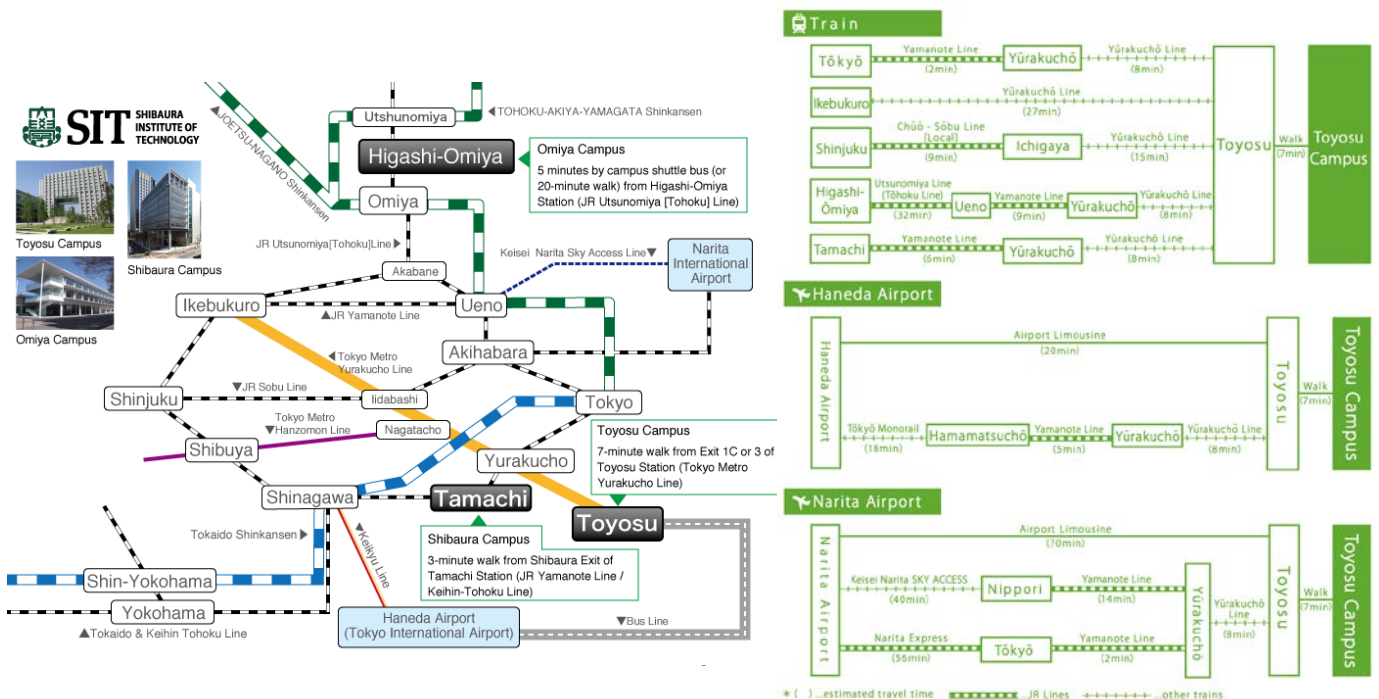
## 12. Arrival – Airport to your accommodation.

Both [Haneda airport](#) and [Narita airport](#) shows the access method to the city center on their website. If you would like to know the specific route to your accommodation, please refer the common [Route search site](#).

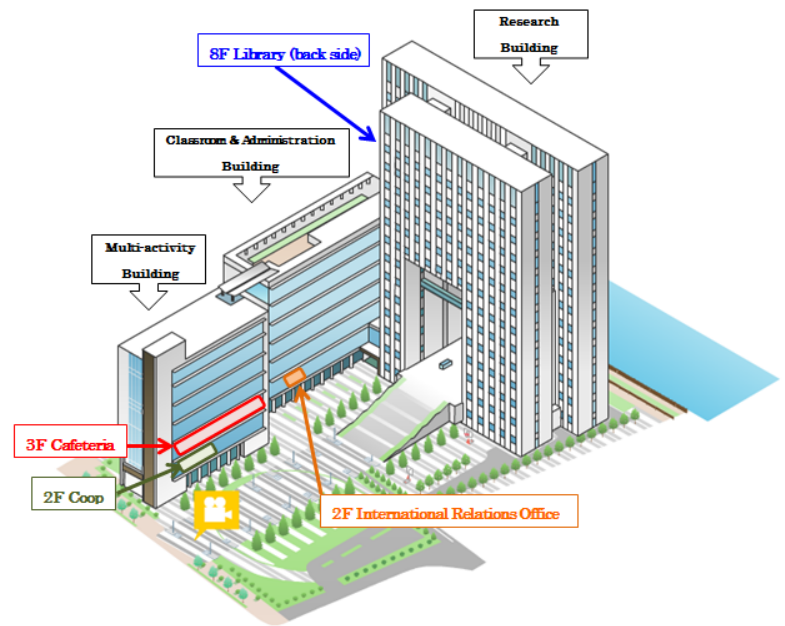
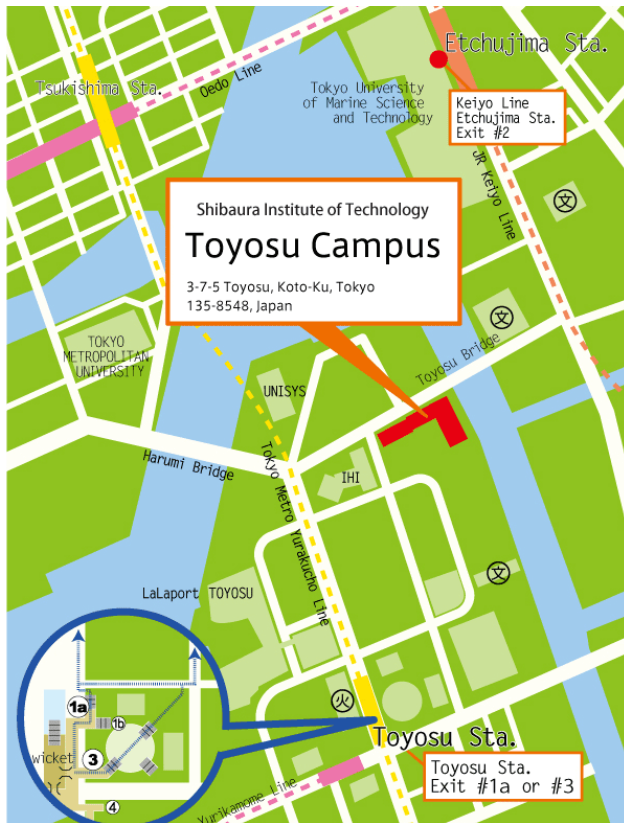


## 13. Access to the venue of the program


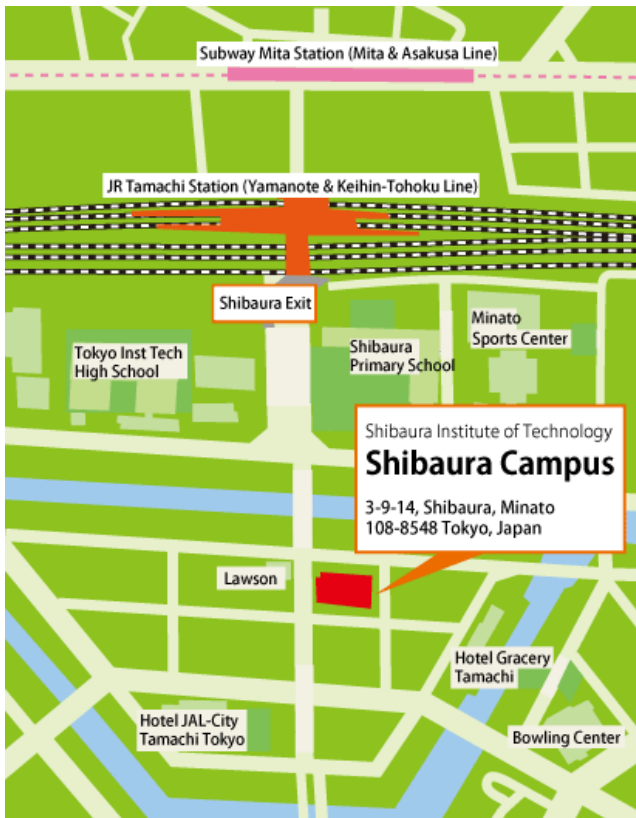
The program will be held at one of these campuses below. For reference, please refer the common [Route search site](#) and the following picture shows basic accesses how to go to campuses



Access to Toyosu campus from Toyosu Station.



Access to Shibaura campus from Tamachi Station.





Access to Omiya campus from Higashi-Omiya Station.

